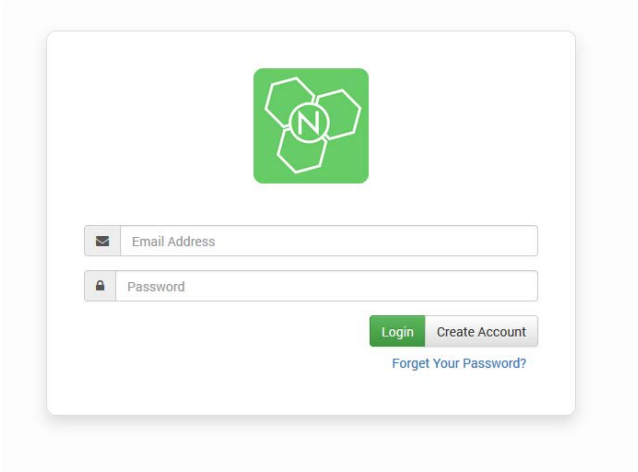

NEXUS

Research Data Management
Cloud Solution

Nexus: Overview

- Web-Based Solution

  Administrative accounts that allow the online management of:

  - Research Members
  - Publications
  - Research Projects/Grants

- Centralized data allows for powerful reporting tools

- Cloud-based
  - Hosted by Amazon Web Services – Elastic Beanstalk (EB2)
    - Application Accessibility
    - Backups, Secured and Encrypted Data
      - SOC2 and SOC3 Compliant
    - Prepared for growth of application features and data

amazon web services

Nexus Overview





Nexus Overview

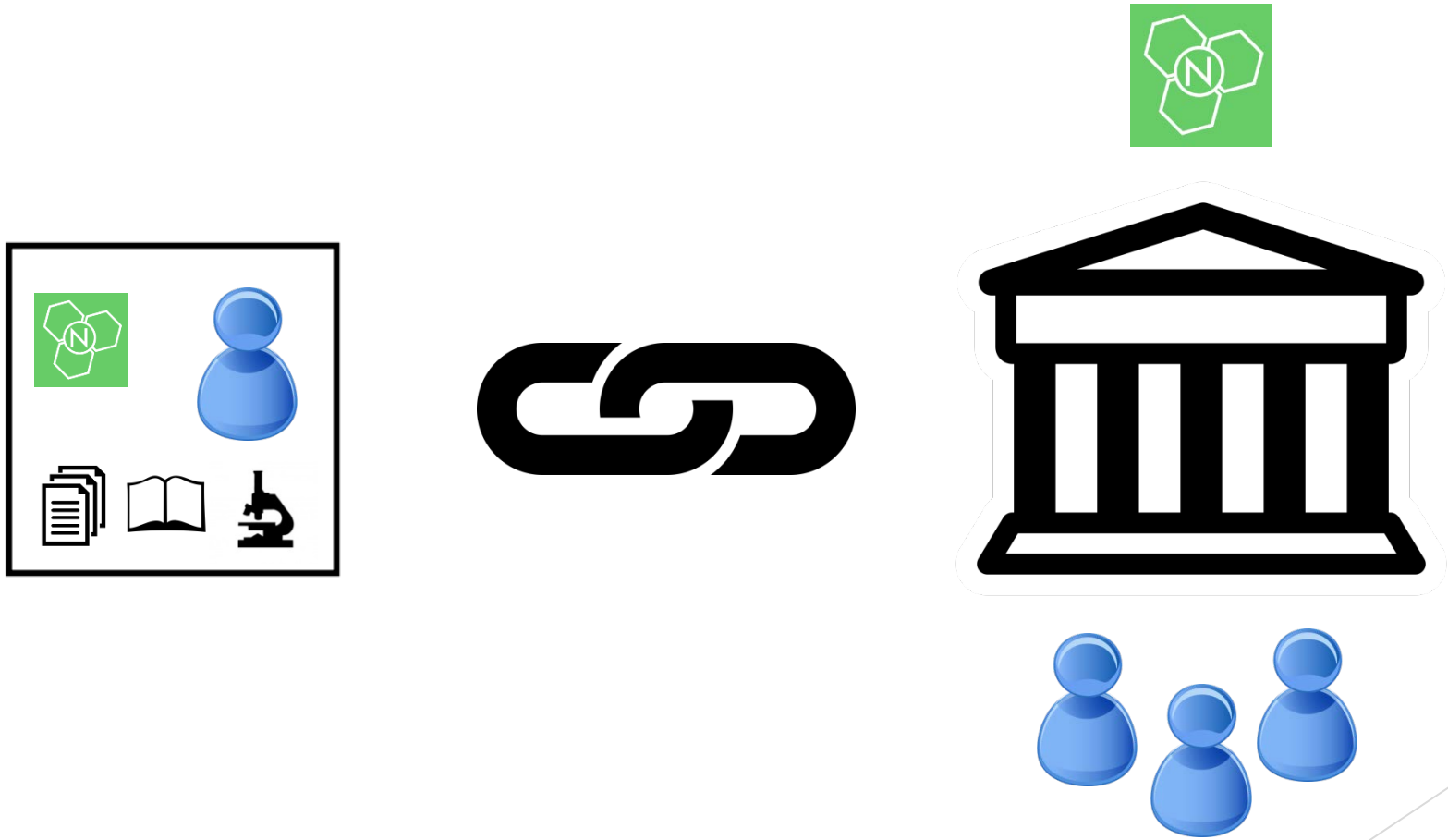

Nexus Features

- Research Member Manager (RMM)
  - Basic Information, Position History, Research Program Affiliation
- My Library (Publication Management)
  - Imports directly from PubMed
  - Updates publication data nightly (reference counts, PMCID assignment)
  - Linked Authorships
  - Publication Authors use integrated module to allow
    - Selection of Peer/Non-Peer Review
    - Shared Resources allocation to research
  - Automatic Intra/Inter/Both designation
- EDGE (Biosketch generator)
  - Non-document based item collection renders in various formats including the NIH Biosketch (CV's coming)
  - Store multiple versions tailored to specific research focus
  - Linked publications to Personal Statements and Contributions to Science updated automatically from nightly feed

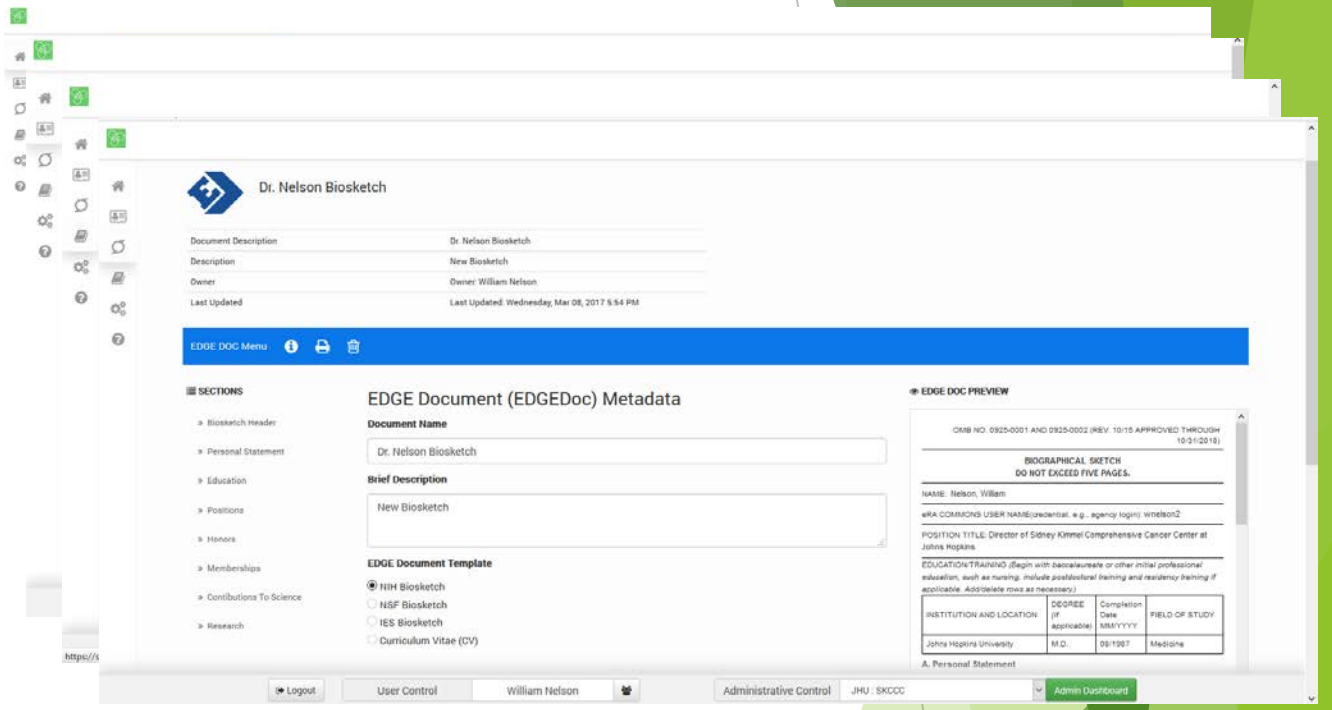

Nexus Features (cont'd)

- Research Projects Manager (RPM)
  - Import data directly via CSV from external sources
  - Allocate to internal programs and PI designation
  - Assign SubContracts (IN/OUT)
  - Reporting
    - One-Click Summary 2A and Summary 2B Reporting
      - Web View and Excel Output

- Miscellaneous Productivity Tools
  - Workspaces – Publication and Research Project (Manage centerwide publications from a central area)
  - System List Management (Research Programs, Cores, Tags)
  - Reporting
    - Member Listings by Program
    - Publication Metrics, Publications by Program
    - EDGE "one-click" batch reporting full biosketch library printing based on "tag" system
    - Core Usage By Publications – by program

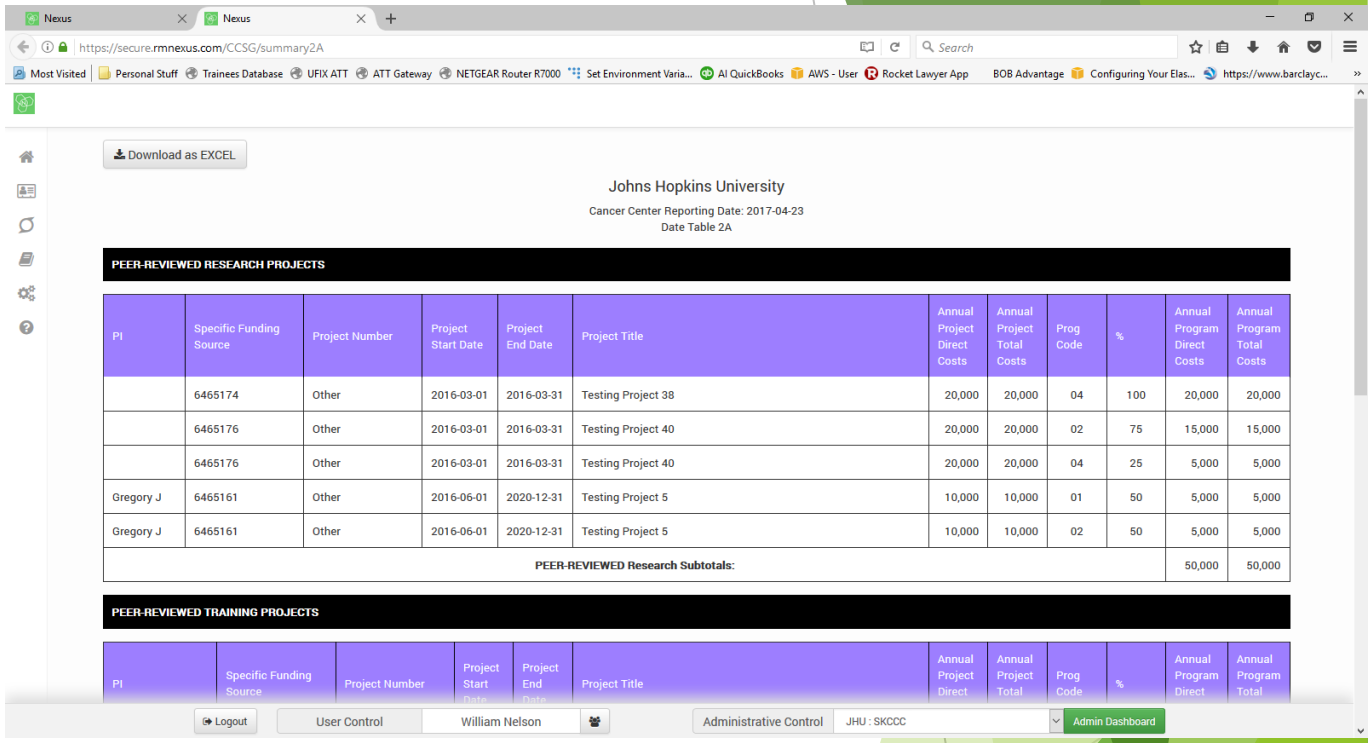

Nexus: On Deck

- Nexus is a new technology but growing exponentially with features
- Relies heavily on the needs of others to push new resources to the Nexus community
- On Deck for Development
  - CCSG Prep Tools
    - Document Sharing and Collaboration
    - Event Management for reporting needs
  - Communication Tool to quickly send notifications to:
  - Training Grant Tools
    - Mentorship/Trainee relationship management
    - Query trainees/members who have moved to new positions
    - NIH Training Grant (T32) One click reporting similar to Summary 2a

More Info?

- System Demonstration
  - Today, 3-4PM in Demo Room 2

- Contact
  - Jeremy Gregory – jg@adminformatics.com

Adminformatics, LLC
http://www.adminformatics.com

CMAPS (Cancer Membership, Administration, and Publications System)

Cedars-Sinai Medical Center

Mahendra Yatawara, MBA

CMAPS Overview

Administrative and workflow tool used by Cancer Center (CC) administration and CC members for:

- Membership management (submission, review and approval)
- Grant management
- Publications management
- CCSG reporting

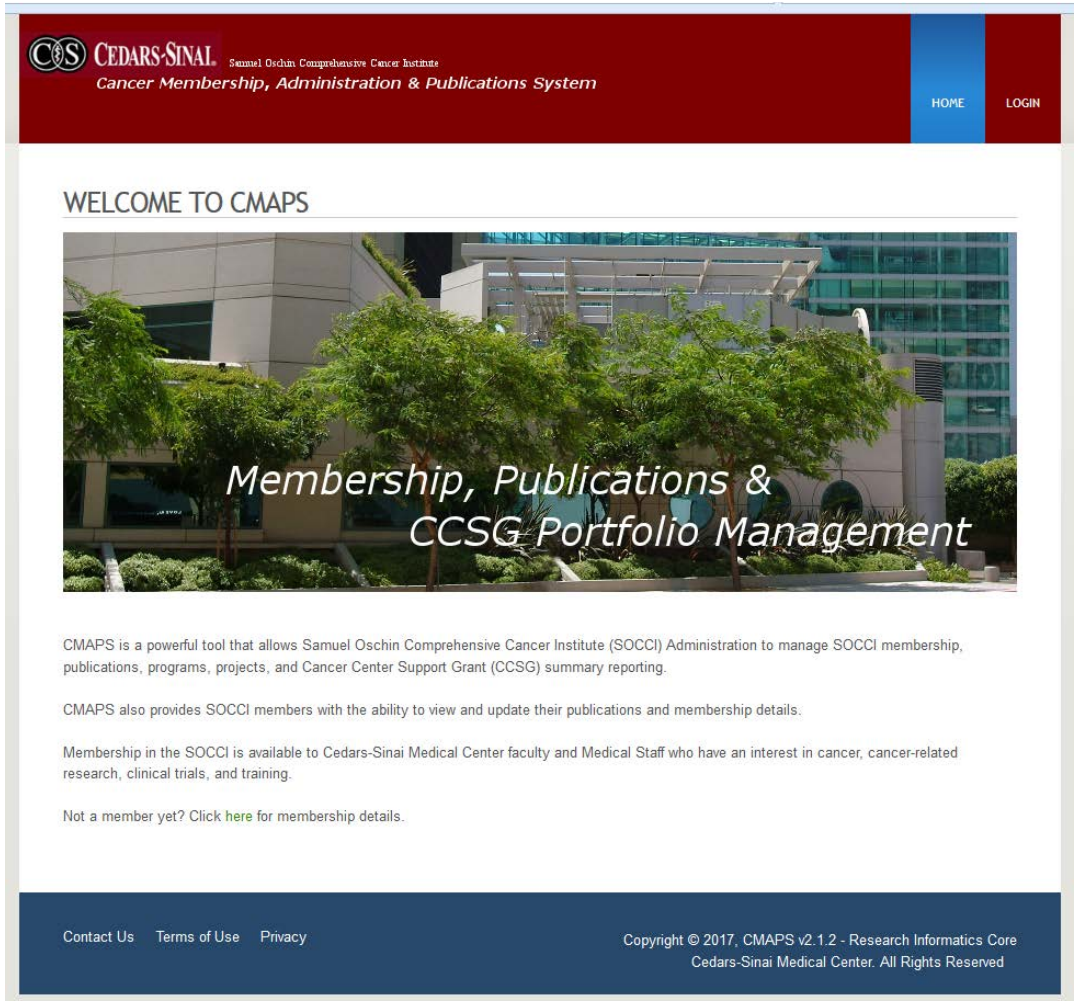

CMAPS Overview - Modules

- Four modules associated with tool:
  - Application, Membership & Programs
  - Grants
  - Publications
  - Reports

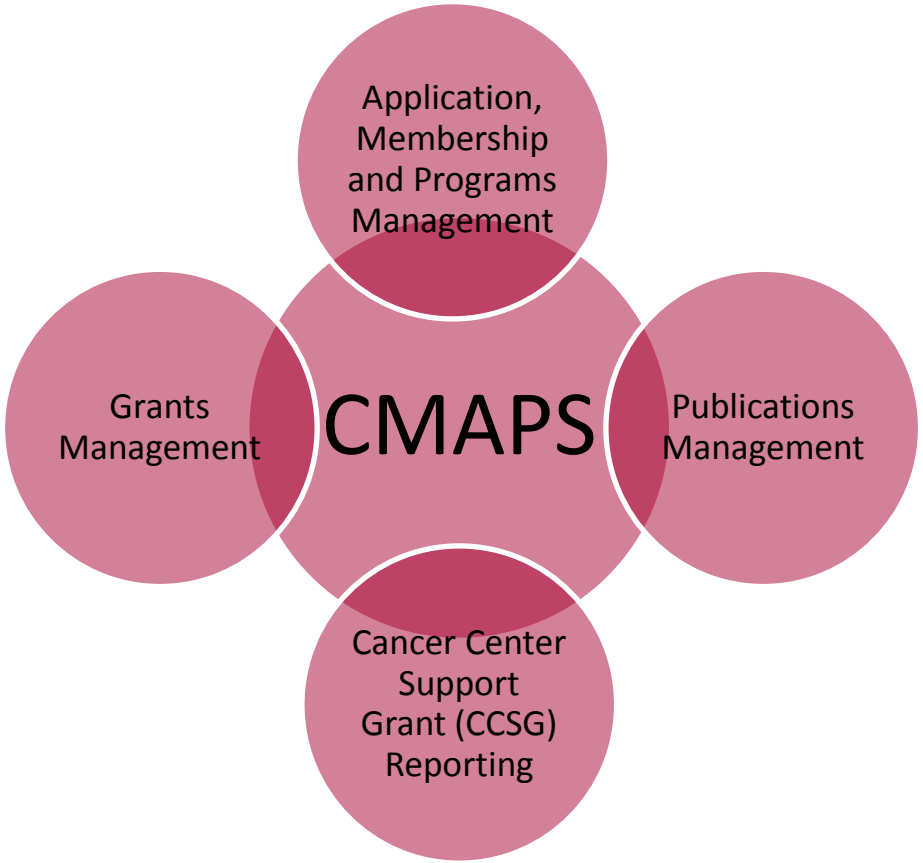

Application, Membership & Programs

Detailed membership application submission, review, acceptance and notification workflow process

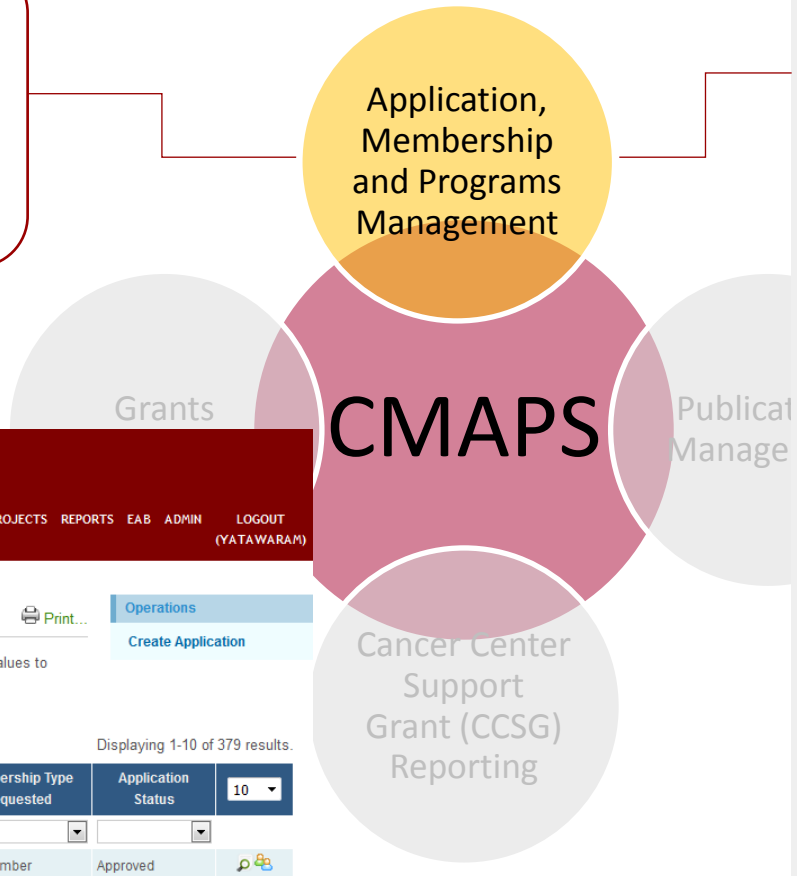

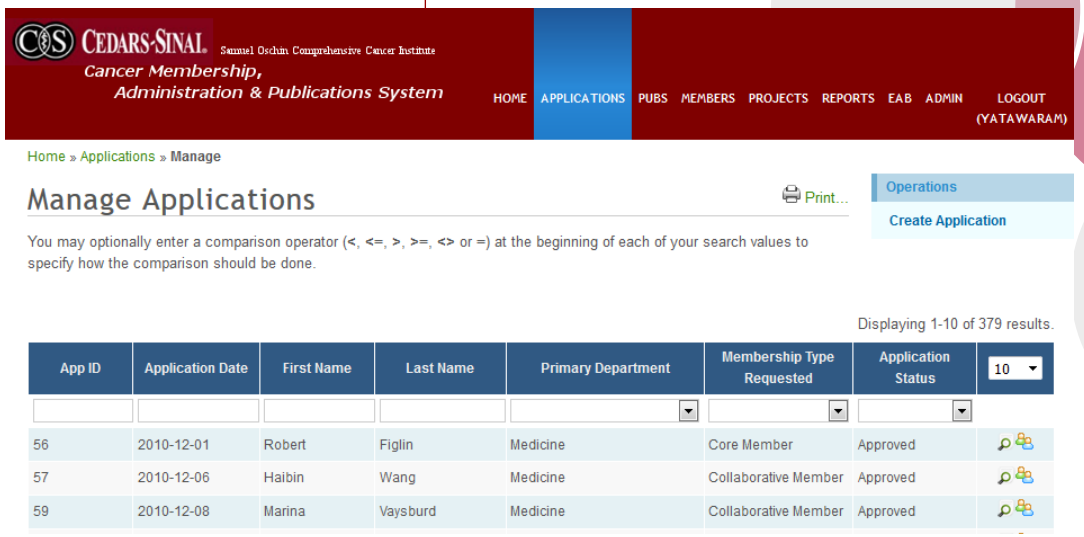

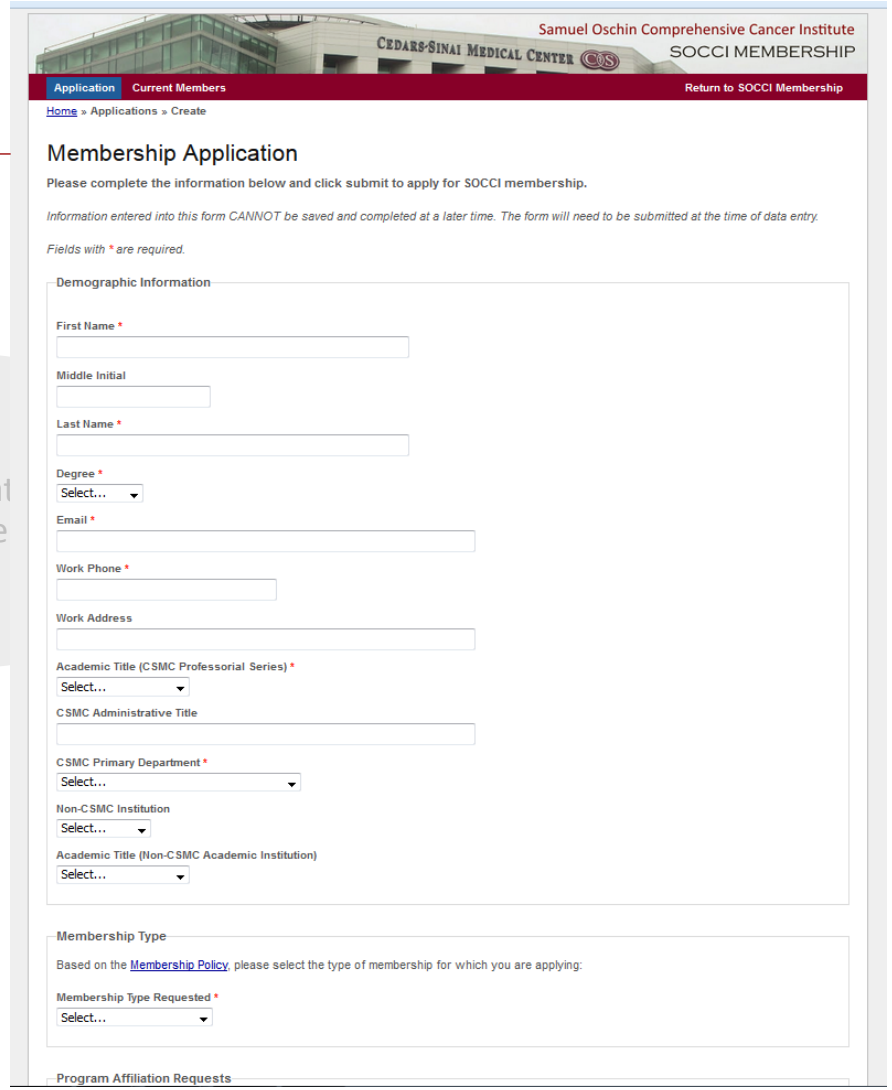

Application, Membership & Programs

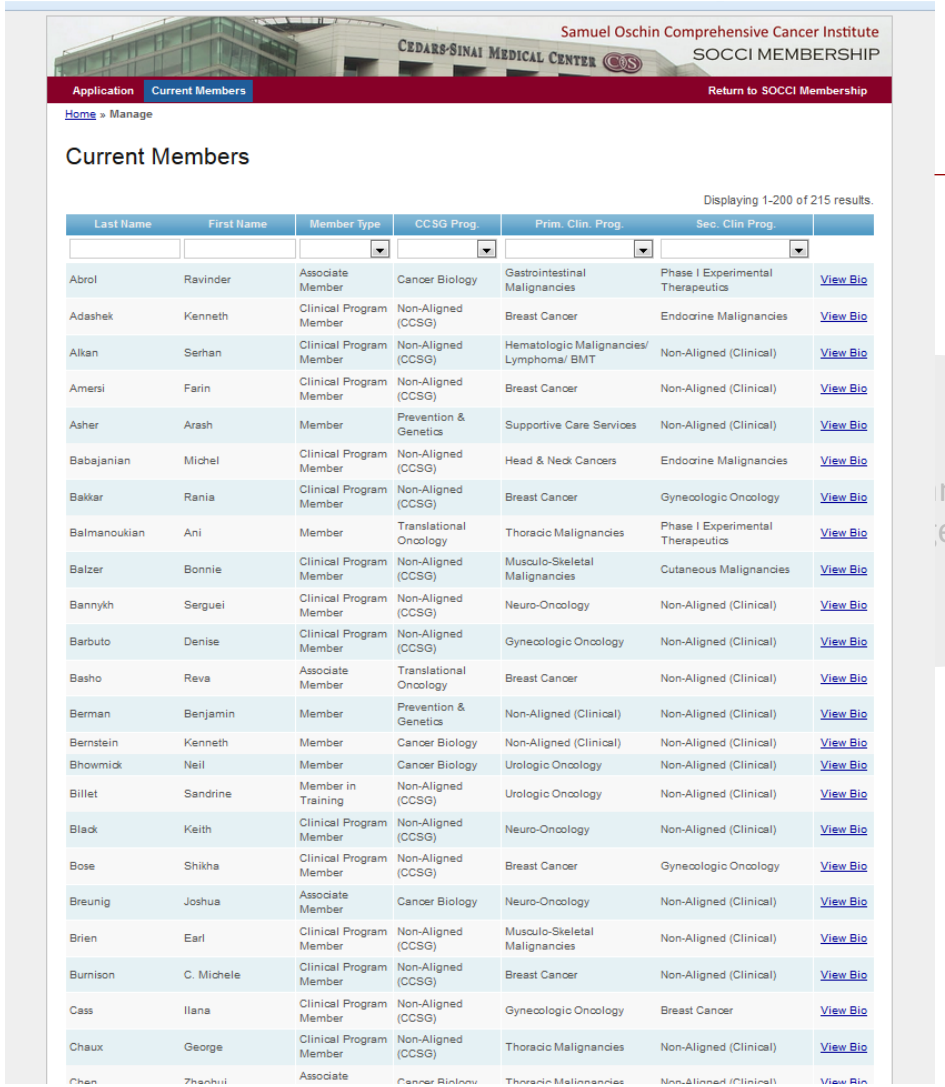

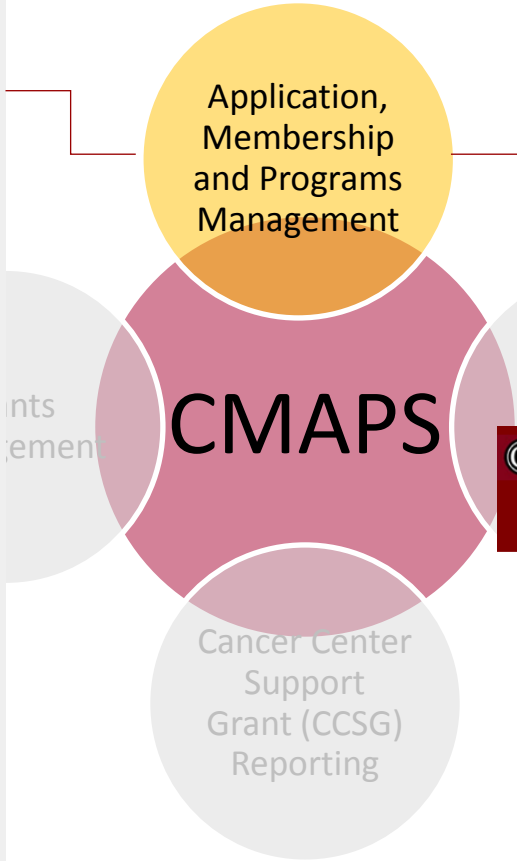

Membership and CCSG/Clinical Program management by Center administration

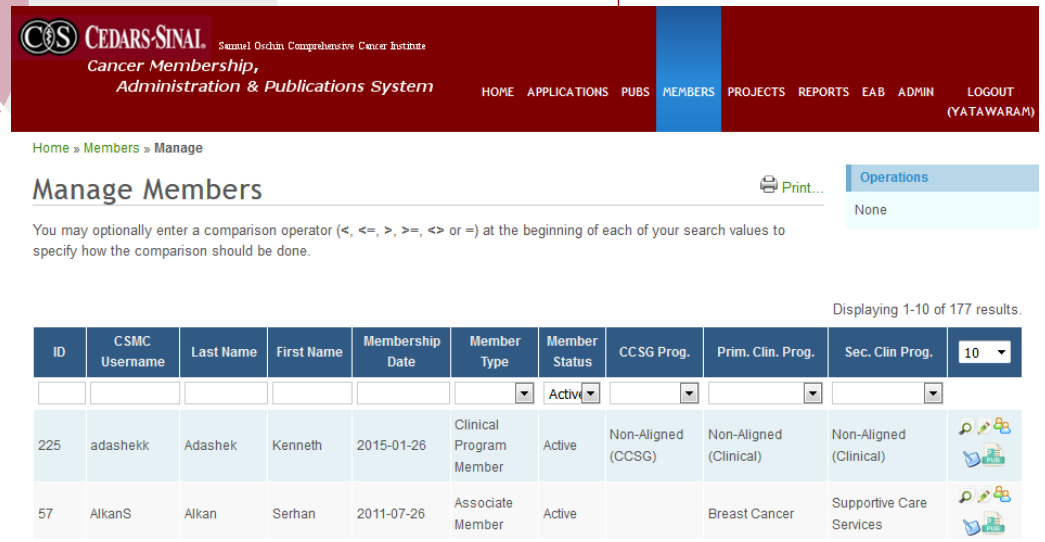

Application Submission and Membership Approval Workflow

Application Submission	Application Review	Member Approval
Member completes and submits application online	SOCCI Membership Committee review	Member approved and published on SOCCI website

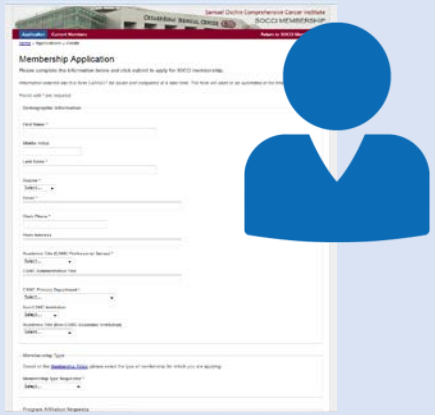

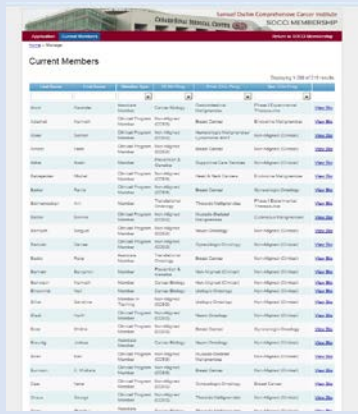

Grants (Projects)

Comprehensive research base reporting including multi-project grants with program, funding agency, sub-contracts and budget assignments.

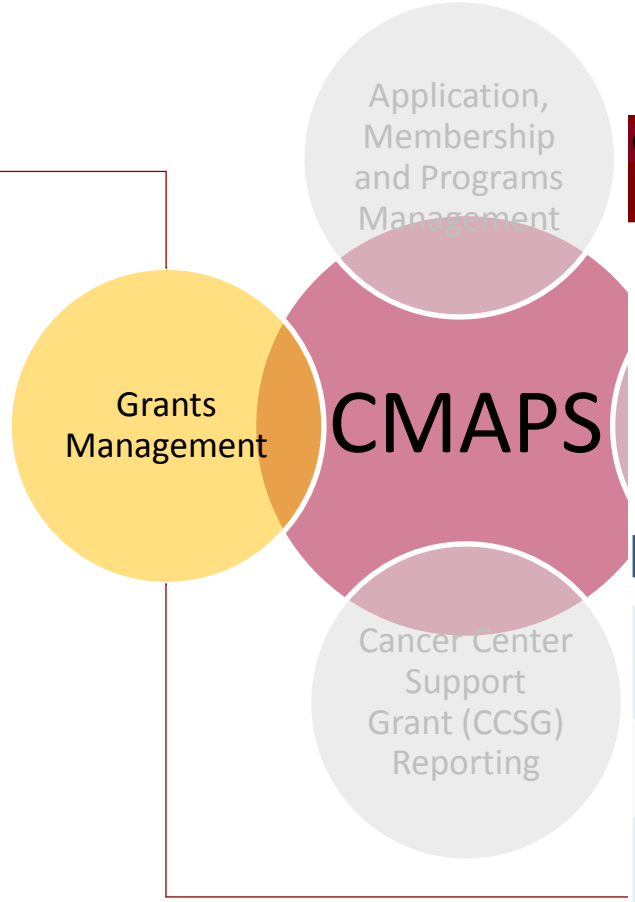

CEDARS-SINAI Samuel Oschin Comprehensive Cancer Institute
Cancer Membership, Administration & Publications System

HOME APPLICATIONS PUBS MEMBERS PROJECTS REPORTS EAB ADMIN LOGOUT (YATAWARAM)

Home » Projects » Manage

Manage Projects

Print...

Operations
Create Master Project
Create Project

INSTRUCTIONS:
To create a Master project with associated sub-projects, click on "Create Master Project" in the Operations menu.
To create a regular project, click on "Create Project" in the Operations menu.

To search projects below, you may optionally enter a comparison operator (<, <=, >, >=, <> or =) at the beginning of each of your search values to specify how the comparison should be done.
NOTE: The default sort order is by last project created.

Download All Projects (.xls)

Displaying 1-10 of 570 results.

PI	Sub Contr.	Grant Number	Project Title	Project Start Date	Project End Date	CCSG Program(s)	Funding Agencies	Budget Start Date	Budget End Date	Project Status	Project Group	Master Proj.	Sub Proj.	10
Van Eyk J	Yes	5U54NS091046-03	Neuron and Glial Cellular Signatures from Normal and Diseased iPS Cells	09/30/2014	06/30/2020	Cancer Biology;	NINDS (P);	07/01/2016	06/30/2017	Awarded	PR-R			
Stripp B	No	STRIPP15XX0	iPSC-derived human lung basal cells for correction of CF airway	01/01/2016	12/31/2017	Cancer Biology;	CFF-T (P);	01/01/2017	12/31/2017	Awarded	NPR-R			
Stripp B	No	STRIPP15XX0	iPSC-derived human lung basal cells for correction of CF airway	01/01/2016	12/31/2017	Cancer Biology;	CFF-T (P);	01/01/2016	12/31/2016	Awarded	NPR-R			
Van Eyk J	Yes	U01DK085689	CKD Biomarkers Consortium-Phase 2: Risk	08/01/2016	07/31/2017	Cancer Biology;	NIDDK (P);	08/01/2016	07/31/2017	Awarded	PR-R			

Publications

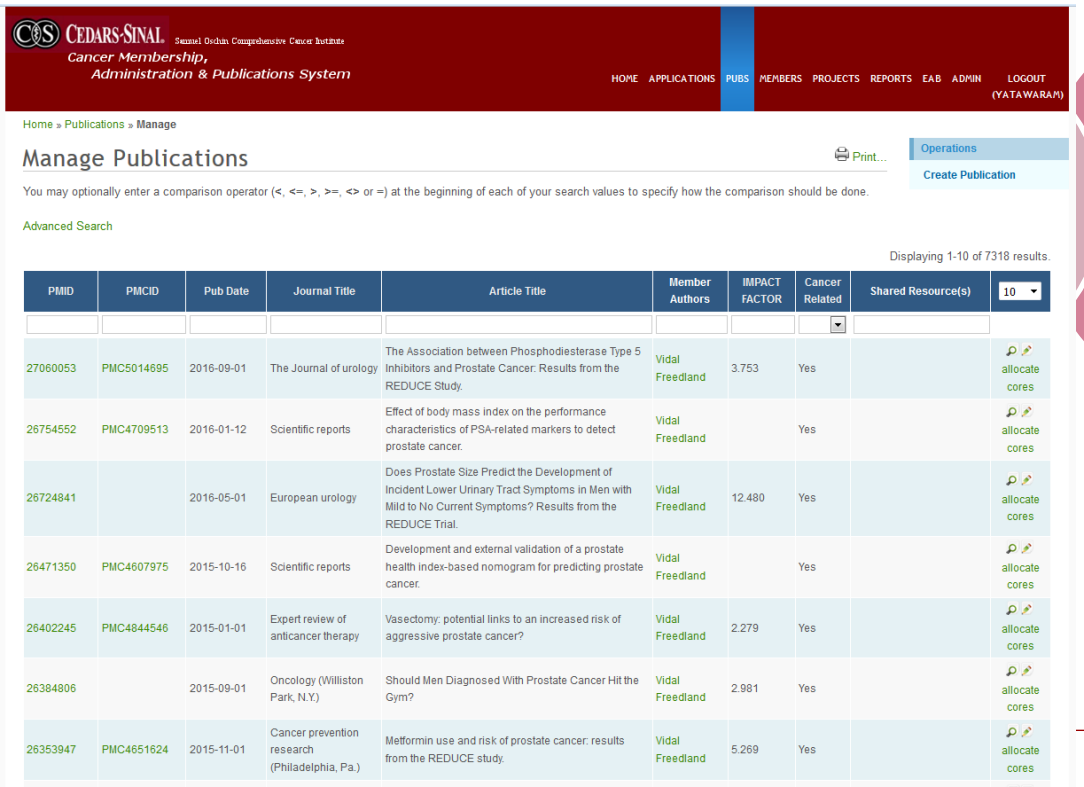

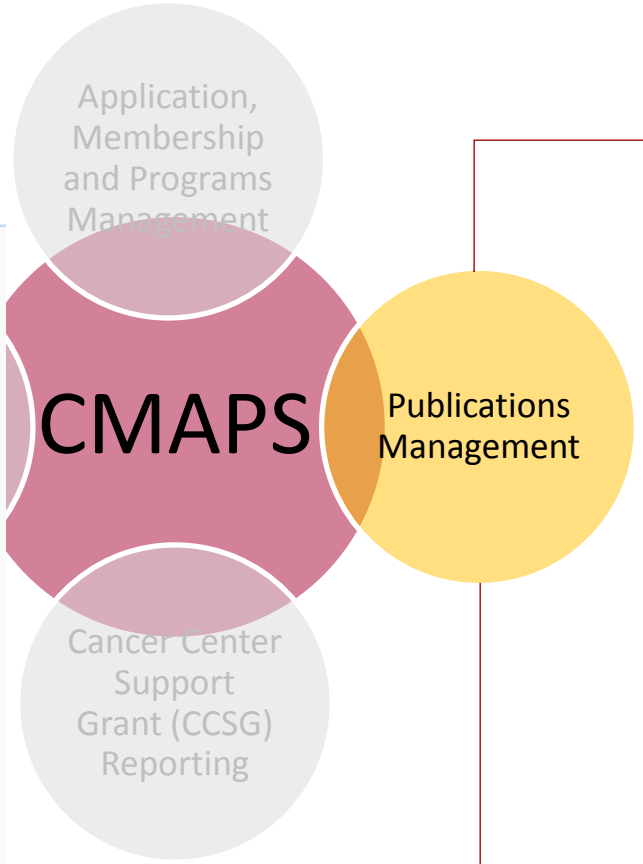

NCBI My Bibliography direct publications import with automated assignment of Impact Factor and selected assignment of cancer relevance and research core utilization

Publications Workflow

My NCBI Bibliography

Member creates public bibliography on NCBI portal and emails URL to CC admin staff

Import Pubs

CC admin staff OR Member imports publications

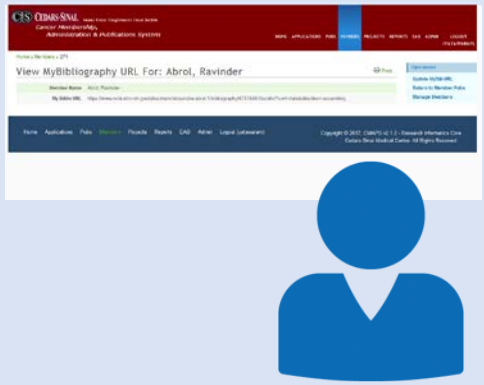

Allocate Cores and Cancer Relevance

Member assigns Cores utilized for each publication and cancer relevance

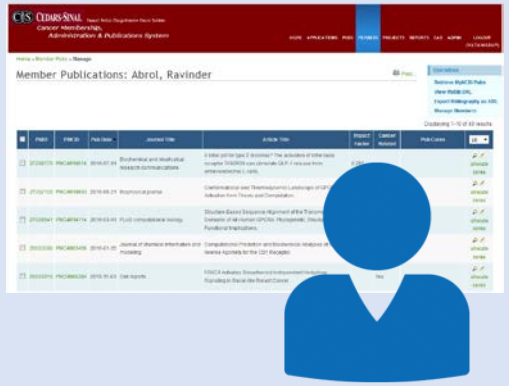

Reports

One-click reporting on CCSG Summary tables (1A-1D, 2A, 2B), Membership, and Publications,

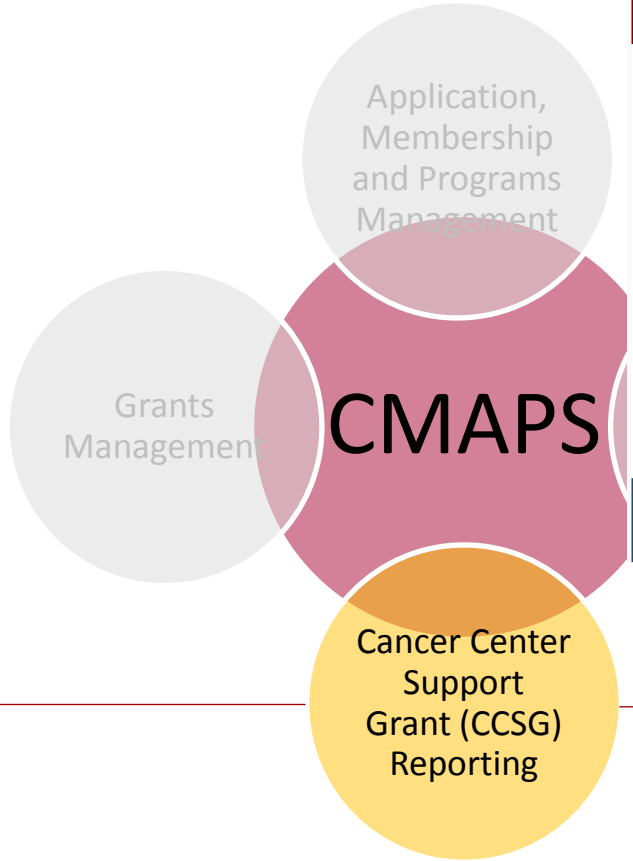

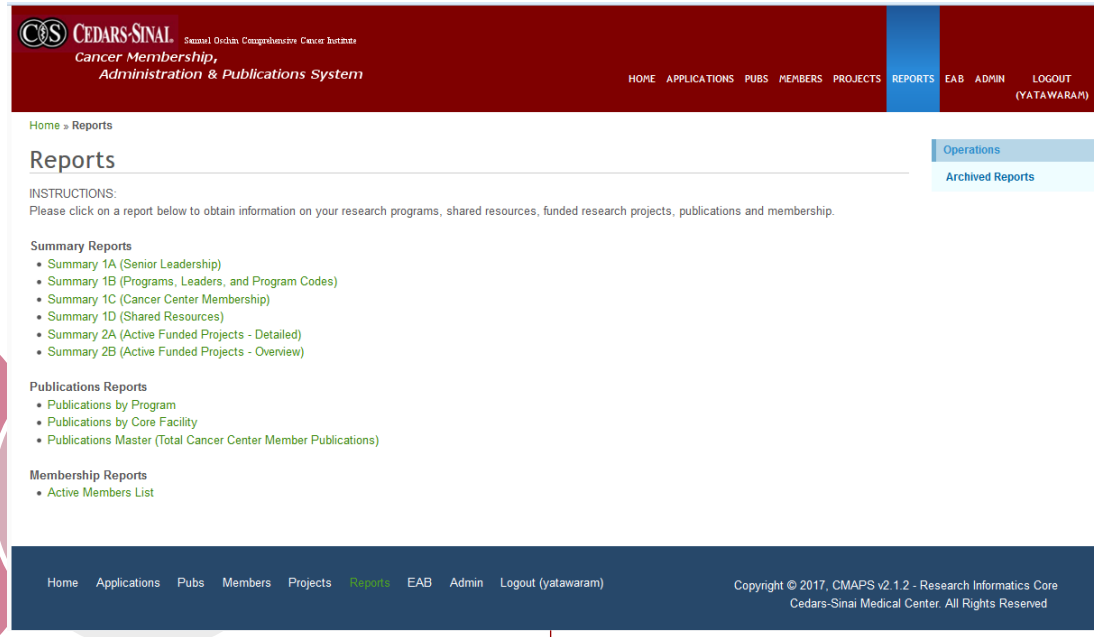

CMAPS Demo

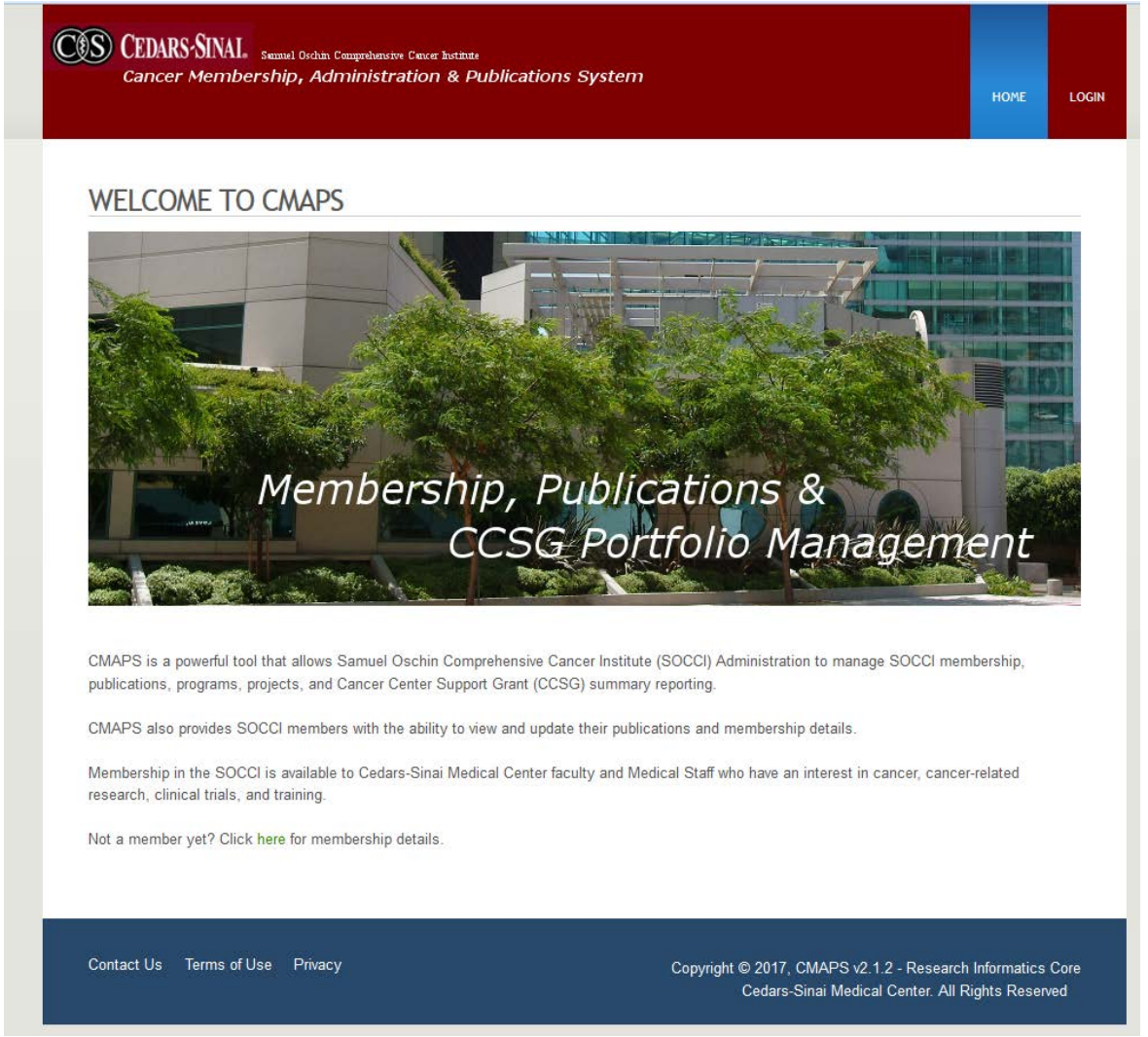
CEDARS-SINAI Samuel Oschin Comprehensive Cancer Institute
Cancer Membership, Administration & Publications System
HOME
LOGIN
WELCOME TO CMAPS
Membership, Publications &
CCSG Portfolio Management
CMAPS is a powerful tool that allows Samuel Oschin Comprehensive Cancer Institute (SOCCI) Administration to manage SOCCI membership, publications, programs, projects, and Cancer Center Support Grant (CCSG) summary reporting.
CMAPS also provides SOCCI members with the ability to view and update their publications and membership details.
Membership in the SOCCI is available to Cedars-Sinai Medical Center faculty and Medical Staff who have an interest in cancer, cancer-related research, clinical trials, and training.
Not a member yet? Click here for membership details.
Contact Us
Terms of Use
Privacy
Copyright © 2017, CMAPS v2.1.2 - Research Informatics Core
Cedars-Sinai Medical Center. All Rights Reserved

Questions?

Thank You

mahendra.yatawara@cshs.org

Hollings Cancer Center

Admin Database

William Morgenweck

Admin Database

- Manages Membership
- Manages Publications
- Manages Grants
- Manages and creates Biosketches

Current System

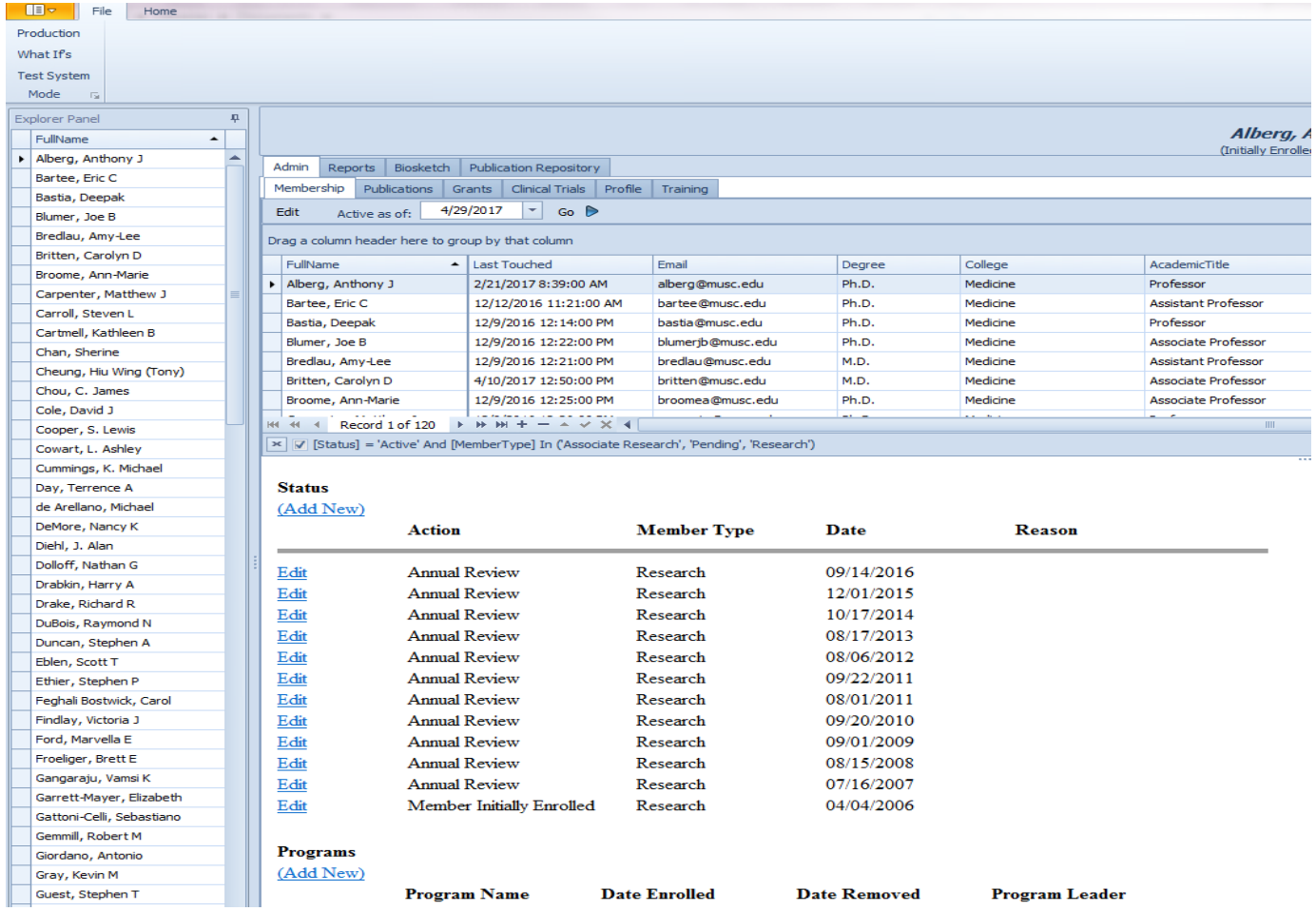

Desktop based

Does the following reports

- Membership Report
- Publication Report
- Grants Reports
  - Datatable 2A
  - Datatable 2B

Totally New System

- Web bases SaaS application
- Written as independent modules
- Biosketch module is in final debug status.
- Available to other institutions.
- Looks and works like SciENcv
- Written in JavaScript, jQuery, HTML5 and JSON

SciENcv

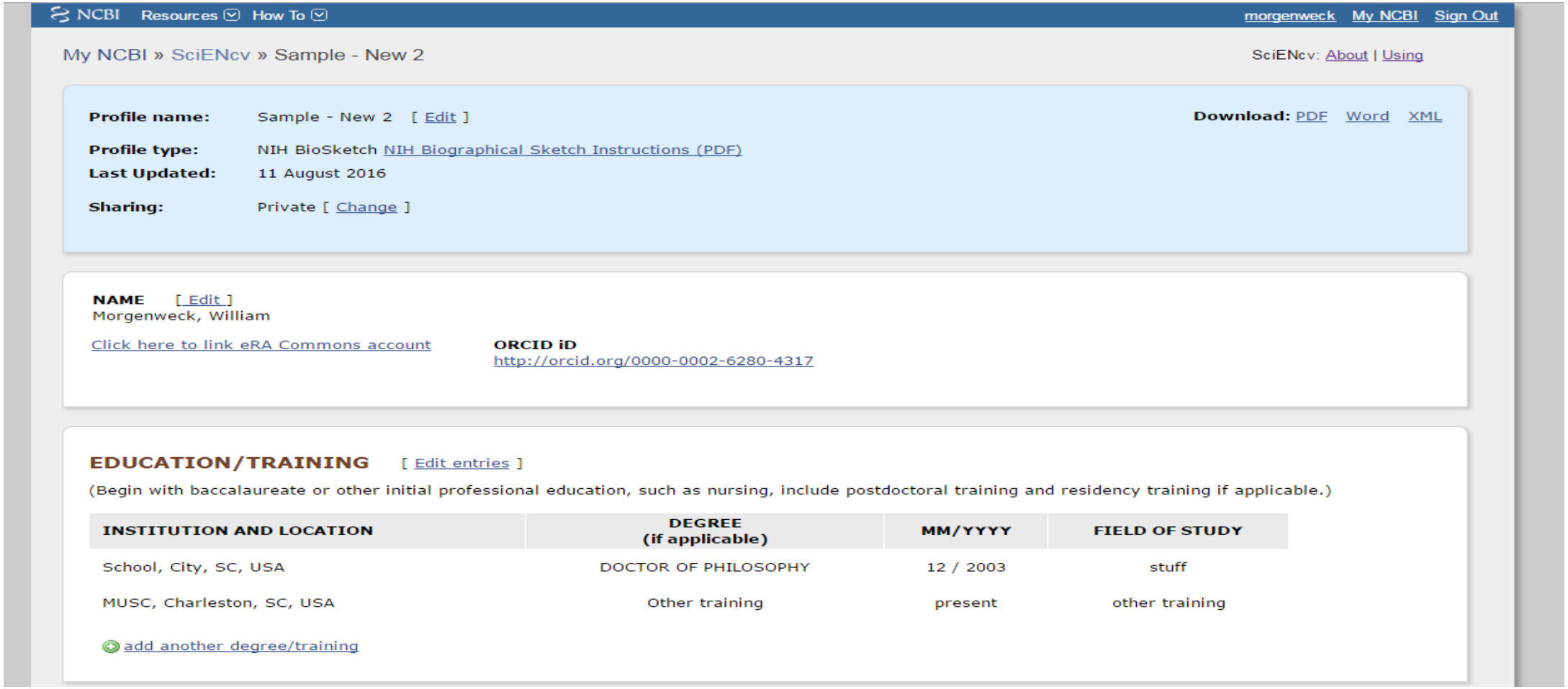

NCBI Resources How To morgenweck My NCBI Sign Out

My NCBI » SciENcv » Sample - New 2

SciENcv: About | Using

Profile name: Sample - New 2 [Edit]

Download: PDF Word XML

Profile type: NIH BioSketch NIH Biographical Sketch Instructions (PDF)

Last Updated: 11 August 2016

Sharing: Private [Change]

NAME [Edit]
Morgenweck, William

Click here to link eRA Commons account

ORCID iD
http://orcid.org/0000-0002-6280-4317

EDUCATION/TRAINING [Edit entries]

(Begin with baccalaureate or other initial professional education, such as nursing, include postdoctoral training and residency training if applicable.)

INSTITUTION AND LOCATION	DEGREE (if applicable)	MM/YYYY	FIELD OF STUDY
School, City, SC, USA	DOCTOR OF PHILOSOPHY	12 / 2003	stuff
MUSC, Charleston, SC, USA	Other training	present	other training

add another degree/training

Our New System

Profile Name:

Download: PDF Word XML

Profile Type: NIH BioSketch NIH Biographical Sketch Instructions(PDF)

Last Updated:

Name [Edit]
Alberg, Anthony
Email Address: alberg@musc.edu
eRA Commons User Name: AALBERG
Position Title: Professor, Public Health Sciences
Public Publications Link: On File

EDUCATION/TRAINING [Edit and reorder entries]

(Begin with baccalaureate or other initial professional education, such as nursing, include postdoctoral training and residency training if applicable.)

INSTITUTE AND LOCATION	DEGREE (if applicable)	MM/YYYY	FIELD OF STUDY
University of California, Davis, California	BS	05/1980	Zoology
Yale University, New Haven, CT	MPH	12/1984	Health Services Administration
The Johns Hopkins University Bloomberg School of Public Health, Baltimore, MD	PhD	12/1994	Epidemiology

add another degree/training

Publications

Bring pubs in 6 different ways (and save your favorite)
impact factors
iCite Data
PMCID Watch Service

iCite Data

Total Pubs	Pubs/Year	Cites/Year				Relative Citation Ratio (RCR)				Weighted RCR
		MAX	MEAN	SEM	MED	MAX	MEAN	SEM	MED	
165	7.17	40.50	4.25	0.53	2.10	19.33	2.08	0.25	1.06	293.21

Graphs

RCR distribution

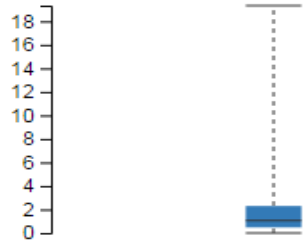

Pubs per year

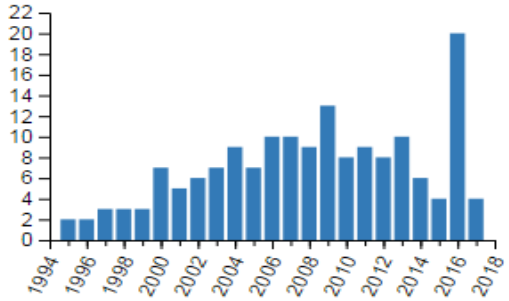

Weighted RCR per year

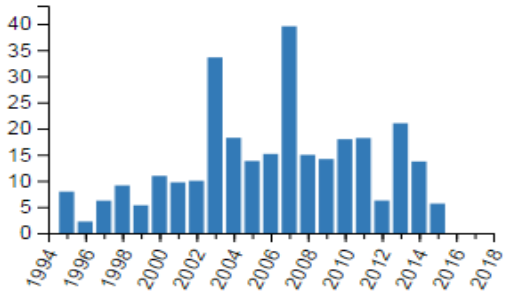

Customization


```
{
    "pmid": 23456789,
    "authors": "Arun Sharma, Stephen M Schwartz, Eduardo M\u00e9ndez",
    "citation_count": 13,
    "citations_per_year": 3.250000,
    "expected_citations_per_year": 2.365184,
    "field_citation_rate": 5.124427,
    "is_research_article": true,
    "journal": "Cancer",
    "nih_percentile": 61.900000,
    "relative_citation_ratio": 1.374100,
    "title": "Hospital volume is associated with survival but not multimodality
    "year": 2013
}
```

Would like to collaborate with other Cancer Centers

- Have input for design and output.
- We all do pretty much the same reports
- New system will have business matrix reports
- With total business analytics
- Compare your numbers month by month
- Hosted in cloud

COMING SOON
Very Soon